

### General information about company

|  |                            |
|--|----------------------------|
| Scrip code   | 509835                     |
| NSE Symbol   |                            |
| MSEI Symbol  |                            |
| ISIN   | INE940N01012               |
| Name of the company  | PREMIER SYNTHETICS LIMITED |
| Whether company is SME   | No                         |
| Class of Security  | Equity Shares              |
| Type of report   | Quarterly                  |
| Quarter Ended / Half year ended/Date of Report (For Prelisting / Allotment)                | 31-12-2022                 |
| Date of allotment / extinguishment (in case Capital Restructuring selected) / Listing Date |                            |
| Shareholding pattern filed under   | Regulation 31 (1) (b)      |
| Whether the listed entity is Public Sector Undertaking (PSU)?                              | No                         |

### Declaration

| Sr. No. | Particular   | Yes/No | Promoter and Promoter Group | Public shareholder | Non Promoter- Non Public |
|---------|--|--------|-----------------------------|--------------------|--------------------------|
| 1       | Whether the Listed Entity has issued any partly paid up shares?                        | No     | No                          | No                 | No                       |
| 2       | Whether the Listed Entity has issued any Convertible Securities ?                      | No     | No                          | No                 | No                       |
| 3       | Whether the Listed Entity has issued any Warrants ?                                    | No     | No                          | No                 | No                       |
| 4       | Whether the Listed Entity has any shares against which depository receipts are issued? | No     | No                          | No                 | No                       |
| 5       | Whether the Listed Entity has any shares in locked-in?                                 | No     | No                          | No                 | No                       |
| 6       | Whether any shares held by promoters are pledge or otherwise encumbered?               | Yes    | Yes                         |                    |                          |
| 7       | Whether company has equity shares with differential voting rights?                     | No     | No                          | No                 | No                       |
| 8       | Whether the listed entity has any significant beneficial owner?                        | No     |                             |                    |                          |

**Table VI - Statement showing foreign ownership limits**

| <b>Particular</b>                     | <b>Approved limits (%)</b> | <b>Limits utilized (%)</b> |
|---------------------------------------|----------------------------|----------------------------|
| As on shareholding date               | 100                        | 0.09                       |
| As on the end of previous 1st quarter | 100                        | 0.06                       |
| As on the end of previous 2nd quarter | 100                        | 0.09                       |
| As on the end of previous 3rd quarter | 100                        | 0.09                       |
| As on the end of previous 4th quarter | 100                        | 0                          |

**Table I - Summary Statement holding of specified securities**

| Category (I) | Category of shareholder (II)   | Nos. Of shareholders (III) | No. of fully paid up equity shares held (IV) | No. Of Partly paid-up equity shares held (V) | No. Of shares underlying Depository Receipts (VI) | Total nos. shares held (VII) = (IV)+ (V)+ (VI) | Shareholding as a % of total no. of shares (calculated as per SCRR, 1957) (VIII) As a % of (A+B+C2) | Number of Voting Rights held in each class of securities (IX) |            |         |                         |
|--------------|--------------------------------|----------------------------|--|--|---|--|---|---|------------|---------|-------------------------|
|              |                                |                            |  |  |   |  |   | No of Voting (XIV) Rights                                     |            |         | Total as a % of (A+B+C) |
|              |                                |                            |  |  |   |  |   | Class eg: X   | Class eg:y | Total   |                         |
| (A)          | Promoter & Promoter Group      | 4                          | 2206100                                      |  |   | 2206100  | 48.03   | 2206100   |            | 2206100 | 48.03                   |
| (B)          | Public                         | 3412                       | 2387100                                      |  |   | 2387100  | 51.97   | 2387100   |            | 2387100 | 51.97                   |
| (C)          | Non Promoter-Non Public        |                            |  |  |   |  |   |   |            |         |                         |
| (C1)         | Shares underlying DRs          |                            |  |  |   |  |   |   |            |         |                         |
| (C2)         | Shares held by Employee Trusts |                            |  |  |   |  |   |   |            |         |                         |
|              | Total                          | 3416                       | 4593200                                      |  |   | 4593200  | 100   | 4593200   |            | 4593200 | 100                     |

**Table I - Summary Statement holding of specified securities**

| Category (I) | Category of shareholder (II)   | No. Of Shares Underlying Outstanding convertible securities (X) | No. of Shares Underlying Outstanding Warrants (Xi) | No. Of Shares Underlying Outstanding convertible securities and No. Of Warrants (Xi) (a) | Shareholding , as a % assuming full conversion of convertible securities ( as a percentage of diluted share capital) (XI)= (VII)+(X) As a % of (A+B+C2) | Number of Locked in shares (XII) |                                 | Number of Shares pledged or otherwise encumbered (XIII) |                                 | Number of equity shares held in dematerialized form (XIV) | Sub-categorization of shares |                   |                    |
|--------------|--------------------------------|---|--|--|---|----------------------------------|---------------------------------|---|---------------------------------|---|------------------------------|-------------------|--------------------|
|              |                                |   |  |  |   | No. (a)                          | As a % of total Shares held (b) | No. (a)   | As a % of total Shares held (b) |   | Sub-category (i)             | Sub-category (ii) | Sub-category (iii) |
| (A)          | Promoter & Promoter Group      |   |  |  | 48.03   |                                  |                                 | 327720  | 14.86                           | 2206100   |                              |                   |                    |
| (B)          | Public                         |   |  |  | 51.97   |                                  |                                 |   |                                 | 2152378   | 0                            | 0                 | 0                  |
| (C)          | Non Promoter-Non Public        |   |  |  |   |                                  |                                 |   |                                 |   |                              |                   |                    |
| (C1)         | Shares underlying DRs          |   |  |  |   |                                  |                                 |   |                                 |   |                              |                   |                    |
| (C2)         | Shares held by Employee Trusts |   |  |  |   |                                  |                                 |   |                                 |   |                              |                   |                    |
|              | Total                          |   |  |  | 100   |                                  |                                 | 327720  | 7.13                            | 4358478   | 0                            | 0                 | 0                  |

**Table II - Statement showing shareholding pattern of the Promoter and Promoter Group**

| Sr.   | Category & Name of the Shareholders (I)   | Nos. Of shareholders (III) | No. of fully paid up equity shares held (IV) | No. Of Partly paid-up equity shares held (V) | No. Of shares underlying Depository Receipts (VI) | Total nos. shares held (VII) = (IV)+(V)+(VI) | Shareholding as a % of total no. of shares (calculated as per SCRR, 1957) (VIII) As a % of (A+B+C2) | Number of Voting Rights held in each class of securities (IX) |            |         |                                     |
|---|---|----------------------------|--|--|---|--|---|---|------------|---------|-------------------------------------|
|   |   |                            |  |  |   |  |   | No of Voting (XIV) Rights                                     |            |         | Total as a % of Total Voting rights |
|   |   |                            |  |  |   |  |   | Class eg: X   | Class eg:y | Total   |                                     |
| A   | Table II - Statement showing shareholding pattern of the Promoter and Promoter Group          |                            |  |  |   |  |   |   |            |         |                                     |
| (1)   | Indian  |                            |  |  |   |  |   |   |            |         |                                     |
| (a)   | Individuals/Hindu undivided Family  | 4                          | 2206100                                      |  |   | 2206100                                      | 48.03   | 2206100   |            | 2206100 | 48.03                               |
| Sub-Total (A)(1)  |   | 4                          | 2206100                                      |  |   | 2206100                                      | 48.03   | 2206100   |            | 2206100 | 48.03                               |
| (2)   | Foreign   |                            |  |  |   |  |   |   |            |         |                                     |
| Total Shareholding of Promoter and Promoter Group (A)=(A)(1)+(A)(2) |   | 4                          | 2206100                                      |  |   | 2206100                                      | 48.03   | 2206100   |            | 2206100 | 48.03                               |
| B   | Table III - Statement showing shareholding pattern of the Public shareholder                  |                            |  |  |   |  |   |   |            |         |                                     |
| (1)   | Institutions (Domestic)   |                            |  |  |   |  |   |   |            |         |                                     |
| (a)   | Mutual Funds  | 2                          | 156375                                       |  |   | 156375                                       | 3.4   | 156375  |            | 156375  | 3.4                                 |
| (d)   | Banks   | 1                          | 1300   |  |   | 1300   | 0.03  | 1300  |            | 1300    | 0.03                                |
| Sub-Total (B)(1)  |   | 3                          | 157675                                       |  |   | 157675                                       | 3.43  | 157675  |            | 157675  | 3.43                                |
| (2)   | Institutions (Foreign)  |                            |  |  |   |  |   |   |            |         |                                     |
| (3)   | Central Government / State Government(s)  |                            |  |  |   |  |   |   |            |         |                                     |
| (4)   | Non-institutions  |                            |  |  |   |  |   |   |            |         |                                     |
| (g)   | Resident Individuals holding nominal share capital up to Rs. 2 lakhs                          | 3326                       | 1105762                                      |  |   | 1105762                                      | 24.07   | 1105762   |            | 1105762 | 24.07                               |
| (h)   | Resident Individuals holding nominal share capital in excess of Rs. 2 lakhs                   | 12                         | 1021824                                      |  |   | 1021824                                      | 22.25   | 1021824   |            | 1021824 | 22.25                               |
| (i)   | Non Resident Indians (NRIs)   | 11                         | 3959   |  |   | 3959   | 0.09  | 3959  |            | 3959    | 0.09                                |
| (l)   | Bodies Corporate  | 13                         | 56780  |  |   | 56780  | 1.24  | 56780   |            | 56780   | 1.24                                |
| (m)   | Any Other (specify)   | 47                         | 41100  |  |   | 41100  | 0.89  | 41100   |            | 41100   | 0.89                                |
| Sub-Total (B)(4)  |   | 3409                       | 2229425                                      |  |   | 2229425                                      | 48.54   | 2229425   |            | 2229425 | 48.54                               |
| Total Public Shareholding (B)=(B)(1)+(B)(2)+(B)(3)+(B)(4)           |   | 3412                       | 2387100                                      |  |   | 2387100                                      | 51.97   | 2387100   |            | 2387100 | 51.97                               |
| C   | Table IV - Statement showing shareholding pattern of the Non Promoter- Non Public shareholder |                            |  |  |   |  |   |   |            |         |                                     |
| Total ( A+B+C2 )  |   | 3416                       | 4593200                                      |  |   | 4593200                                      | 100   | 4593200   |            | 4593200 | 100                                 |
| Total (A+B+C )  |   | 3416                       | 4593200                                      |  |   | 4593200                                      | 100   | 4593200   |            | 4593200 | 100                                 |

**Table II - Statement showing shareholding pattern of the Promoter and Promoter Group**

| Sr.  | No. Of Shares Underlying Outstanding convertible securities (X)                               | No. of Shares Underlying Outstanding Warrants (Xi) | No. Of Shares Underlying Outstanding convertible securities and No. Of Warrants (Xi) (a) | Shareholding , as a % assuming full conversion of convertible securities ( as a percentage of diluted share capital) (XI)= (VII)+(X) As a % of (A+B+C2) | Number of Locked in shares (XII) |                                 | Number of Shares pledged or otherwise encumbered (XIII) |                                 | Number of equity shares held in dematerialized form (XIV) | Sub-categorization of shares |                   |                    |
|--|---|--|--|---|----------------------------------|---------------------------------|---|---------------------------------|---|------------------------------|-------------------|--------------------|
|  |   |  |  |   | No. (a)                          | As a % of total Shares held (b) | No. (a)   | As a % of total Shares held (b) |   | Sub-category (i)             | Sub-category (ii) | Sub-category (iii) |
| A  | Table II - Statement showing shareholding pattern of the Promoter and Promoter Group          |  |  |   |                                  |                                 |   |                                 |   |                              |                   |                    |
| (1)  | Indian  |  |  |   |                                  |                                 |   |                                 |   |                              |                   |                    |
| (a)  |   |  |  | 48.03   |                                  |                                 | 327720  | 14.86                           | 2206100   |                              |                   |                    |
| Sub-Total (A) (1)  |   |  |  | 48.03   |                                  |                                 | 327720  | 14.86                           | 2206100   |                              |                   |                    |
| (2)  | Foreign   |  |  |   |                                  |                                 |   |                                 |   |                              |                   |                    |
| Total Shareholding of Promoter and Promoter Group (A)= (A)(1)+(A)(2) |   |  |  | 48.03   |                                  |                                 | 327720  | 14.86                           | 2206100   |                              |                   |                    |
| B  | Table III - Statement showing shareholding pattern of the Public shareholder                  |  |  |   |                                  |                                 |   |                                 |   |                              |                   |                    |
| (1)  | Institutions (Domestic)   |  |  |   |                                  |                                 |   |                                 |   |                              |                   |                    |
| (a)  |   |  |  | 3.4   |                                  |                                 |   |                                 | 34475   | 0                            | 0                 | 0                  |
| (d)  |   |  |  | 0.03  |                                  |                                 |   |                                 | 0   | 0                            | 0                 | 0                  |
| Sub-Total (B) (1)  |   |  |  | 3.43  |                                  |                                 |   |                                 | 34475   | 0                            | 0                 | 0                  |
| (2)  | Institutions (Foreign)  |  |  |   |                                  |                                 |   |                                 |   |                              |                   |                    |
| (3)  | Central Government / State Government(s)  |  |  |   |                                  |                                 |   |                                 |   |                              |                   |                    |
| (4)  | Non-institutions  |  |  |   |                                  |                                 |   |                                 |   |                              |                   |                    |
| (g)  |   |  |  | 24.07   |                                  |                                 |   |                                 | 1041790   | 0                            | 0                 | 0                  |
| (h)  |   |  |  | 22.25   |                                  |                                 |   |                                 | 1021824   | 0                            | 0                 | 0                  |
| (i)  |   |  |  | 0.09  |                                  |                                 |   |                                 | 3959  | 0                            | 0                 | 0                  |
| (l)  |   |  |  | 1.24  |                                  |                                 |   |                                 | 9230  | 0                            | 0                 | 0                  |
| (m)  |   |  |  | 0.89  |                                  |                                 |   |                                 | 41100   | 0                            | 0                 | 0                  |
| Sub-Total (B) (4)  |   |  |  | 48.54   |                                  |                                 |   |                                 | 2117903   | 0                            | 0                 | 0                  |
| Total Public Shareholding (B)=(B)(1)+(B)(2)+(B)(3)+(B)(4)            |   |  |  | 51.97   |                                  |                                 |   |                                 | 2152378   | 0                            | 0                 | 0                  |
| C  | Table IV - Statement showing shareholding pattern of the Non Promoter- Non Public shareholder |  |  |   |                                  |                                 |   |                                 |   |                              |                   |                    |
| Total ( A+B+C2 )   |   |  |  | 100   |                                  |                                 |   |                                 | 4358478   |                              |                   |                    |
| Total (A+B+C )   |   |  |  | 100   |                                  |                                 | 327720  | 7.13                            | 4358478   |                              |                   |                    |

**Individuals/Hindu undivided Family**

| Serial No.   | 1                             | 2                              | 3                    | 4                       |                                       |
|--|-------------------------------|--------------------------------|----------------------|-------------------------|---------------------------------------|
| Name of the Shareholders (I)   | GAUTAMCHAND KEWALCHAND SURANA | SANJAYKUMAR VINODBHAI MAJETHIA | RAJIV GIRIRAJ BANSAL | VIKRAM AMRITLAL SANGHVI | <a href="#">Click here to go back</a> |
| PAN (II)   | ACBPS8897C                    | ABDPM8318B                     | ABCPB2212N           | ANYPS7079L              | Total                                 |
| No. of fully paid up equity shares held (IV)   | 1059870                       | 584650                         | 327720               | 233860                  | 2206100                               |
| No. Of Partly paid-up equity shares held (V)   |                               |                                |                      |                         |                                       |
| No. Of shares underlying Depository Receipts (VI)  |                               |                                |                      |                         |                                       |
| Total nos. shares held (VII) = (IV)+ (V)+ (VI)   | 1059870                       | 584650                         | 327720               | 233860                  | 2206100                               |
| Shareholding as a % of total no. of shares (calculated as per SCRR, 1957) (VIII) As a % of (A+B+C2)  | 23.07                         | 12.73                          | 7.13                 | 5.09                    | 48.03                                 |
| <b>Number of Voting Rights held in each class of securities (IX)</b>   |                               |                                |                      |                         |                                       |
| Class eg:X   | 1059870                       | 584650                         | 327720               | 233860                  | 2206100                               |
| Class eg:y   |                               |                                |                      |                         |                                       |
| Total  | 1059870                       | 584650                         | 327720               | 233860                  | 2206100                               |
| Total as a % of Total Voting rights  | 23.07                         | 12.73                          | 7.13                 | 5.09                    | 48.03                                 |
| No. Of Shares Underlying Outstanding convertible securities (X)  |                               |                                |                      |                         |                                       |
| No. of Shares Underlying Outstanding Warrants (Xi)   |                               |                                |                      |                         |                                       |
| No. Of Shares Underlying Outstanding convertible securities and No. Of Warrants (Xi) (a)   |                               |                                |                      |                         |                                       |
| Shareholding , as a % assuming full conversion of convertible securities (as a percentage of diluted share capital) (XI)= (VII)+(Xi)(a) As a % of (A+B+C2) | 23.07                         | 12.73                          | 7.13                 | 5.09                    | 48.03                                 |
| <b>Number of Locked in shares (XII)</b>  |                               |                                |                      |                         |                                       |




|   |          |          |          |          |         |
|---|----------|----------|----------|----------|---------|
| No. (a)   |          |          |          |          |         |
| As a % of total Shares held (b)                           |          |          |          |          |         |
| Number of Shares pledged or otherwise encumbered (XIII)   |          |          |          |          |         |
| No. (a)   | 0        | 0        | 327720   | 0        | 327720  |
| As a % of total Shares held (b)                           | 0        | 0        | 100      | 0        | 14.86   |
| Number of equity shares held in dematerialized form (XIV) | 1059870  | 584650   | 327720   | 233860   | 2206100 |
| Reason for not providing PAN                              |          |          |          |          |         |
| Reason for not providing PAN                              |          |          |          |          |         |
| Shareholder type  | Promoter | Promoter | Promoter | Promoter |         |

## Mutual Funds

|  |                                    |                                       |
|--|------------------------------------|---------------------------------------|
| Serial No.   | 1                                  |                                       |
| Name of the Shareholders (I)   | INDIAN BANK A/C INDIAN BANK MUTUAL | <a href="#">Click here to go back</a> |
| PAN (II)   | AAATI0064Q                         | Total                                 |
| No. of fully paid up equity shares held (IV)   | 121900                             | 121900                                |
| No. Of Partly paid-up equity shares held (V)   |                                    |                                       |
| No. Of shares underlying Depository Receipts (VI)  |                                    |                                       |
| Total nos. shares held (VII) = (IV)+ (V)+ (VI)   | 121900                             | 121900                                |
| Shareholding as a % of total no. of shares (calculated as per SCRR, 1957) (VIII) As a % of (A+B+C2)  | 2.65                               | 2.65                                  |
| <b>Number of Voting Rights held in each class of securities (IX)</b>   |                                    |                                       |
| Class eg: X  | 121900                             | 121900                                |
| Class eg:y   |                                    |                                       |
| Total  | 121900                             | 121900                                |
| Total as a % of Total Voting rights  | 2.65                               | 2.65                                  |
| No. Of Shares Underlying Outstanding convertible securities (X)  |                                    |                                       |
| No. of Shares Underlying Outstanding Warrants (Xi)   |                                    |                                       |
| No. Of Shares Underlying Outstanding convertible securities and No. Of Warrants (Xi) (a)   |                                    |                                       |
| Shareholding , as a % assuming full conversion of convertible securities (as a percentage of diluted share capital) (XI)= (VII)+(X) As a % of (A+B+C2) | 2.65                               | 2.65                                  |
| <b>Number of Locked in shares (XII)</b>  |                                    |                                       |


|   |   |   |
|---|---|---|
| No. (a)   |   |   |
| As a % of total Shares held (b)                           |   |   |
| Number of equity shares held in dematerialized form (XIV) | 0 | 0 |
| Reason for not providing PAN                              |   |   |
| Reason for not providing PAN                              |   |   |
| Sub-categorization of shares                              |   |   |
| Shareholding (No. of shares) under                        |   |   |
| Sub-category (i)  | 0 | 0 |
| Sub-category (ii)   | 0 | 0 |
| Sub-category (iii)  | 0 | 0 |



**Individuals - ii. Individual shareholders holding nominal share capital in excess of Rs. 2 lakhs.**

| Serial No.   | 1                  | 2                      | 3                       | 4            | 5                         | 6                  | 7             |
|--|--------------------|------------------------|-------------------------|--------------|---------------------------|--------------------|---------------|
| Name of the Shareholders (I)   | SUNNY SUNIL SINGHI | PURVI KRISHAN PANSHARI | DEEPINDER SINGH POONIAN | MAHAVIR JAIN | BHARGAV SHRIKANT HASURKAR | DEEPA DIVYESH VORA | URMILA BARDIA |
| PAN (II)   | BTQPS7451H         | AKYPP8855A             | ABIPP4724F              | AAWPJ8849G   | ABYPH2988P                | AFDPV5947F         | AABPB3550F    |
| No. of fully paid up equity shares held (IV)   | 324600             | 151250                 | 111758                  | 102593       | 82877                     | 64011              | 49084         |
| No. Of Partly paid-up equity shares held (V)   |                    |                        |                         |              |                           |                    |               |
| No. Of shares underlying Depository Receipts (VI)  |                    |                        |                         |              |                           |                    |               |
| Total nos. shares held (VII) = (IV)+ (V)+ (VI)   | 324600             | 151250                 | 111758                  | 102593       | 82877                     | 64011              | 49084         |
| Shareholding as a % of total no. of shares (calculated as per SCRR, 1957) (VIII) As a % of (A+B+C2)  | 7.07               | 3.29                   | 2.43                    | 2.23         | 1.8                       | 1.39               | 1.07          |
| <b>Number of Voting Rights held in each class of securities (IX)</b>   |                    |                        |                         |              |                           |                    |               |
| Class eg: X  | 324600             | 151250                 | 111758                  | 102593       | 82877                     | 64011              | 49084         |
| Class eg:y   |                    |                        |                         |              |                           |                    |               |
| Total  | 324600             | 151250                 | 111758                  | 102593       | 82877                     | 64011              | 49084         |
| Total as a % of Total Voting rights  | 7.07               | 3.29                   | 2.43                    | 2.23         | 1.8                       | 1.39               | 1.07          |
| No. Of Shares Underlying Outstanding convertible securities (X)  |                    |                        |                         |              |                           |                    |               |
| No. of Shares Underlying Outstanding Warrants (Xi)   |                    |                        |                         |              |                           |                    |               |
| No. Of Shares Underlying Outstanding convertible securities and No. Of Warrants (Xi) (a)   |                    |                        |                         |              |                           |                    |               |
| Shareholding , as a % assuming full conversion of convertible securities (as a percentage of diluted share capital) (XI)= (VII)+(X) As a % of (A+B+C2) | 7.07               | 3.29                   | 2.43                    | 2.23         | 1.8                       | 1.39               | 1.07          |

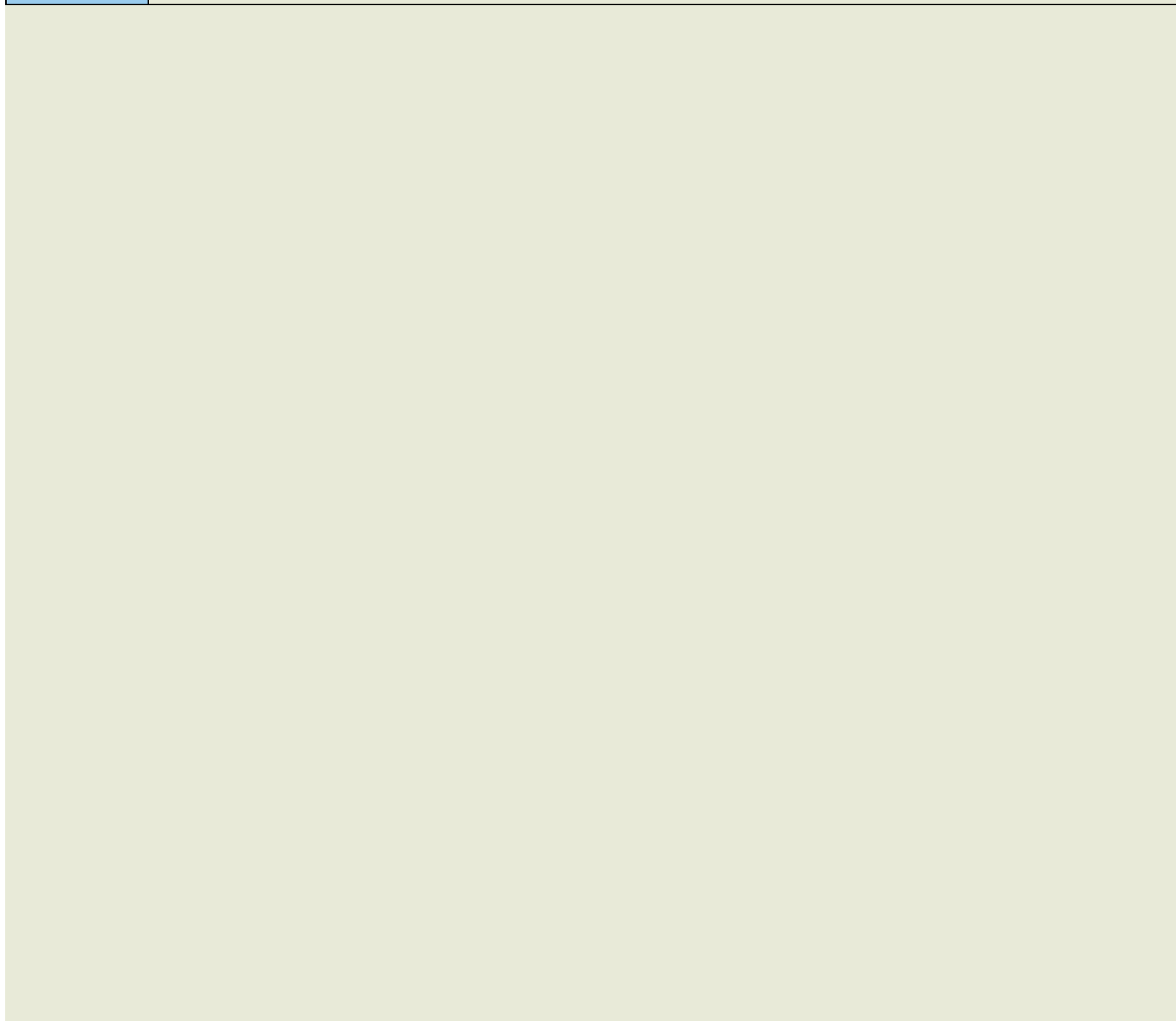
| Number of Locked in shares (XII)                          |        |        |        |        |       |       |       |
|---|--------|--------|--------|--------|-------|-------|-------|
| No. (a)   |        |        |        |        |       |       |       |
| As a % of total Shares held (b)                           |        |        |        |        |       |       |       |
| Number of equity shares held in dematerialized form (XIV) | 324600 | 151250 | 111758 | 102593 | 82877 | 64011 | 49084 |
| Reason for not providing PAN                              |        |        |        |        |       |       |       |
| Reason for not providing PAN                              |        |        |        |        |       |       |       |
| Sub-categorization of shares                              |        |        |        |        |       |       |       |
| Sub-category (i)  | 0      | 0      | 0      | 0      | 0     | 0     | 0     |
| Sub-category (ii)   | 0      | 0      | 0      | 0      | 0     | 0     | 0     |
| Sub-category (iii)  | 0      | 0      | 0      | 0      | 0     | 0     | 0     |



**Individuals - ii. Individual shareholders holding nominal share capital in excess of Rs. 2 lakhs.**

|  |                                       |
|--|---------------------------------------|
| Serial No.   |                                       |
| Name of the Shareholders (I)   | <a href="#">Click here to go back</a> |
| PAN (II)   | Total                                 |
| No. of fully paid up equity shares held (IV)   | 886173                                |
| No. Of Partly paid-up equity shares held (V)   |                                       |
| No. Of shares underlying Depository Receipts (VI)  |                                       |
| Total nos. shares held (VII) = (IV)+ (V)+ (VI)   | 886173                                |
| Shareholding as a % of total no. of shares (calculated as per SCRR, 1957) (VIII) As a % of (A+B+C2)  | 19.29                                 |
| <b>Number of Voting Rights held in each class of securities (IX)</b>   |                                       |
| Class eg: X  | 886173                                |
| Class eg:y   |                                       |
| Total  | 886173                                |
| Total as a % of Total Voting rights  | 19.29                                 |
| No. Of Shares Underlying Outstanding convertible securities (X)  |                                       |
| No. of Shares Underlying Outstanding Warrants (Xi)   |                                       |
| No. Of Shares Underlying Outstanding convertible securities and No. Of Warrants (Xi) (a)   |                                       |
| Shareholding , as a % assuming full conversion of convertible securities (as a percentage of diluted share capital) (XI)= (VII)+(X) As a % of (A+B+C2) | 19.29                                 |
| <b>Number of Locked in shares (XII)</b>  |                                       |

|   |        |
|---|--------|
| No. (a)   |        |
| As a % of total Shares held (b)                           |        |
| Number of equity shares held in dematerialized form (XIV) | 886173 |
| Reason for not providing PAN                              |        |
| Reason for not providing PAN                              |        |
| Sub-categorization of shares                              |        |
| Shareholding (No. of shares) under                        |        |
| Sub-category (i)  | 0      |
| Sub-category (ii)   | 0      |
| Sub-category (iii)  | 0      |



**Any Other (specify)**

|   |          |          |                                       |
|---|----------|----------|---------------------------------------|
| Serial No.  | 1        | 2        |                                       |
| Category  | HUF      | Firm     |                                       |
| Category / More than 1 percentage   | Category | Category |                                       |
| Name of the Shareholders (I)  |          |          | <a href="#">Click here to go back</a> |
| PAN (II)  |          |          | Total                                 |
| No. of the Shareholders (I)   | 46       | 1        | 47                                    |
| No. of fully paid up equity shares held (IV)  | 40092    | 1008     | 41100                                 |
| No. Of Partly paid-up equity shares held (V)  |          |          |                                       |
| No. Of shares underlying Depository Receipts (VI)   |          |          |                                       |
| Total nos. shares held (VII) = (IV)+ (V)+ (VI)  | 40092    | 1008     | 41100                                 |
| Shareholding as a % of total no. of shares (calculated as per SCRR, 1957) (VIII) As a % of (A+B+C2) | 0.87     | 0.02     | 0.89                                  |
| <b>Number of Voting Rights held in each class of securities (IX)</b>                                |          |          |                                       |
| Class eg: X   | 40092    | 1008     | 41100                                 |
| Class eg:y  |          |          |                                       |
| Total   | 40092    | 1008     | 41100                                 |
| Total as a % of Total Voting rights   | 0.87     | 0.02     | 0.89                                  |
| No. Of Shares Underlying Outstanding convertible securities (X)                                     |          |          |                                       |
| No. of Shares Underlying Outstanding Warrants (Xi)  |          |          |                                       |
| No. Of Shares Underlying Outstanding convertible securities and No. Of Warrants (Xi) (a)            |          |          |                                       |
| Shareholding , as a % assuming full conversion of convertible securities (as a                      |          |          |                                       |



|   |       |      |       |
|---|-------|------|-------|
| percentage of diluted share capital) (XI)= (VII)+(X) As a % of (A+B+C2) | 0.87  | 0.02 | 0.89  |
| Number of Locked in shares (XII)  |       |      |       |
| No. (a)   |       |      |       |
| As a % of total Shares held (b)   |       |      |       |
| Number of equity shares held in dematerialized form (XIV)               | 40092 | 1008 | 41100 |
| Reason for not providing PAN  |       |      |       |
| Reason for not providing PAN  |       |      |       |
| Sub-categorization of shares  |       |      |       |
| Shareholding (No. of shares) under                                      |       |      |       |
| Sub-category (i)  | 0     | 0    | 0     |
| Sub-category (ii)   | 0     | 0    | 0     |
| Sub-category (iii)  | 0     | 0    | 0     |

